

# SOLA

R E S I D E N C E S



# Building Tomorrow's Urban Legacy

Centurion Developers is a leader in reshaping urban environments through innovative, sustainable real estate development.

Focused on creating vibrant communities where people can live, work, and relax, we blend cutting-edge design with environmental stewardship to ensure our projects are both functional and future-ready.





CAPITALONE



FLORA ISLE  
BEACHFRONT RESIDENCES





An architectural rendering of a modern, multi-story residential building named Sola Residences. The building features a central glass-fronted section flanked by two wings with prominent, cantilevered balconies. Each balcony is enclosed with glass railings and has small potted plants. The building is set against a soft, hazy sky with palm trees visible in the background and foreground. The ground floor includes a large glass entrance and a covered parking area where a car is parked.

# SOLA

R E S I D E N C E S

## A City Escape in the City

Sola Residences is the perfect place for families seeking a peaceful yet connected lifestyle. With spacious, thoughtfully designed homes, this development offers a serene retreat in the heart of the city, complemented by premium amenities that enhance everyday living.

It offers the perfect balance between city convenience and tranquil living, with everything you need right at your doorstep.



# Wasl

## Wasl as a Master Developer

A visionary force in Dubai's real estate landscape, Wasl has been shaping communities since 2008 under the leadership of Dubai Real Estate Corporation (DREC). As one of the largest real estate management companies in the region, Wasl oversees a diverse portfolio of over 40,000 properties, including residential, commercial, and hospitality developments.

With a commitment to excellence and innovation, Wasl plays a pivotal role in transforming Dubai's urban fabric, creating vibrant, sustainable communities that cater to residents, businesses, and visitors alike.





# SOLA

R E S I D E N C E S

Palm Jebel Ali

Jebel Ali Freezone

Energy Metro Station

Festival Plaza / IKEA



Corridor of Tolerance

The Gardens

Ibn Battuta Mall

Dubai Marina

Emirates Golf Club

Dubai Internet City

Sheikh Zayed Road

Al Khail Road

Sheikh Mohammed Bin Zayed Road

Sheikh Zayed Road





# Location Map

04 MIN  
Energy Metro Station

05 MIN  
Festival Plaza / IKEA

08 MIN  
IBN Battuta Mall

09 MIN  
Aster Cedar Hospital

10 MIN  
Arbor School

17 MIN  
Palm Jumeirah

18 MIN  
Dubai Miracle Garden

20 MIN  
Madinat Jumeirah

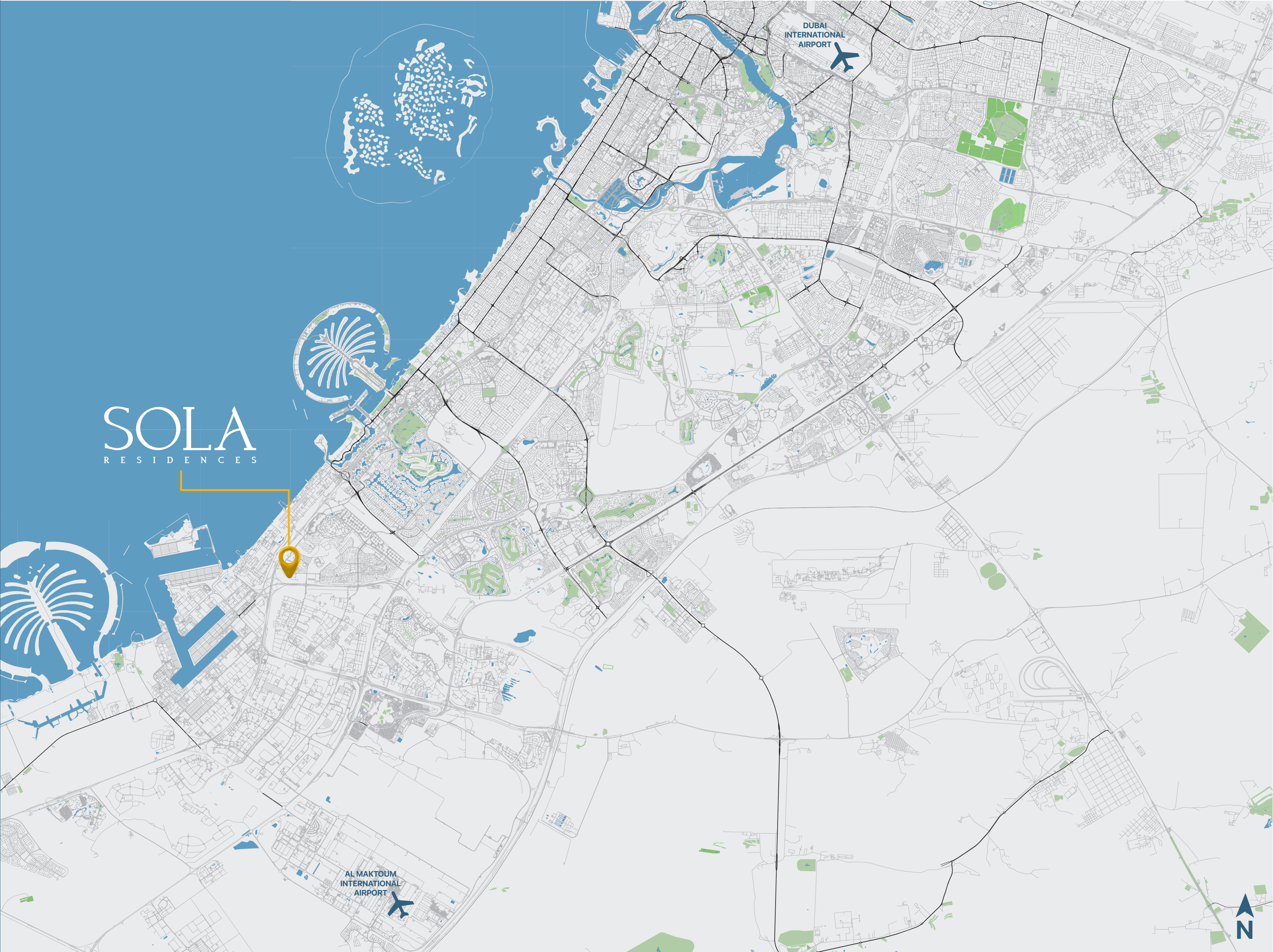
25 MIN  
Mall of Emirates

28 MIN  
Dubai Mall

30 MIN  
Global Village

30 MIN  
Al Maktoum International Airport

35 MIN  
Dubai International Airport







# Sheikh Zayed Road

## The Lifeline of Dubai

Living at SOLA Residences places you right next to Sheikh Zayed Road, Dubai's most iconic highway. This bustling artery connects you effortlessly to the city's key business districts, leisure hubs, and iconic landmarks, offering quick access to Downtown Dubai, Dubai Marina, and Business Bay.

You'll be close to top dining, entertainment, and shopping destinations, making it perfect for professionals seeking a dynamic urban lifestyle where the pulse of Dubai is right outside your doorstep.




# Energy Metro Station

## Your Gateway to the City

Imagine having the Energy Metro Station just a short walk from your home. At SOLA Residences, this dream is a reality, offering unparalleled access to Dubai's world-class public transport network.

Beat the traffic with quick, eco-friendly metro commutes, save on transportation costs, and enjoy direct links to major business hubs, malls, and cultural landmarks, ensuring smart, easy, and connected living.





# Corridor of Tolerance

## Where Faith, Culture, and Community Unite

SOLA Residences is near the Corridor of Tolerance, home to a variety of churches, temples, and places of worship, reflecting Dubai's rich cultural tapestry and commitment to inclusivity.

This unique space offers easy access to spiritual centers for diverse faiths, fostering a neighborhood that embraces unity, respect for all traditions, and vibrant multicultural events that strengthen community connections.





A photograph of three women walking down a modern, brightly lit shopping mall staircase. The woman on the left has curly brown hair and is wearing a white blouse and a green pleated skirt. The woman in the middle has blonde hair and is wearing a denim jacket over a white lace-trimmed top. The woman on the right has dark curly hair and is wearing a red button-down shirt. All three are smiling and holding several shopping bags in various colors (brown, pink, white). The background is blurred, showing other shoppers and the architecture of the mall.

# Festival Plaza Mall IKEA

## Retail Therapy at Your Doorstep

Living at SOLA Residences means being minutes away from Festival Plaza Mall, featuring IKEA, ACE, and a variety of dining and retail outlets. This convenient hub simplifies your life with easy access to home essentials, fashion, groceries, and entertainment options.

It's the perfect spot for family weekends, casual dining, and stress-free shopping, all just around the corner.



# Central Park

## Your Outdoor Retreat

At SOLA Residences, enjoy the benefits of a central park right in your community. With expansive green areas, walking trails, and open spaces, it's the perfect spot for relaxation, outdoor activities, and quality time with family and friends. A true urban oasis where nature and convenience come together.





# Living at the Intersection of Everything

Wasl Gate is a dynamic master development that brings the best of Jebel Ali to your doorstep. Located along Sheikh Zayed Road, it offers direct access to the Energy Metro Station and is just a short drive from Al Maktoum International Airport and Expo 2020.

With a perfect mix of residences, retail, dining, and entertainment options, Wasl Gate creates a vibrant community where everything is within reach. From bustling boulevards to family-friendly parks, it's a place where convenience meets connection, making it the ideal spot for work, leisure, and living.

SOLA  
RESIDENCES

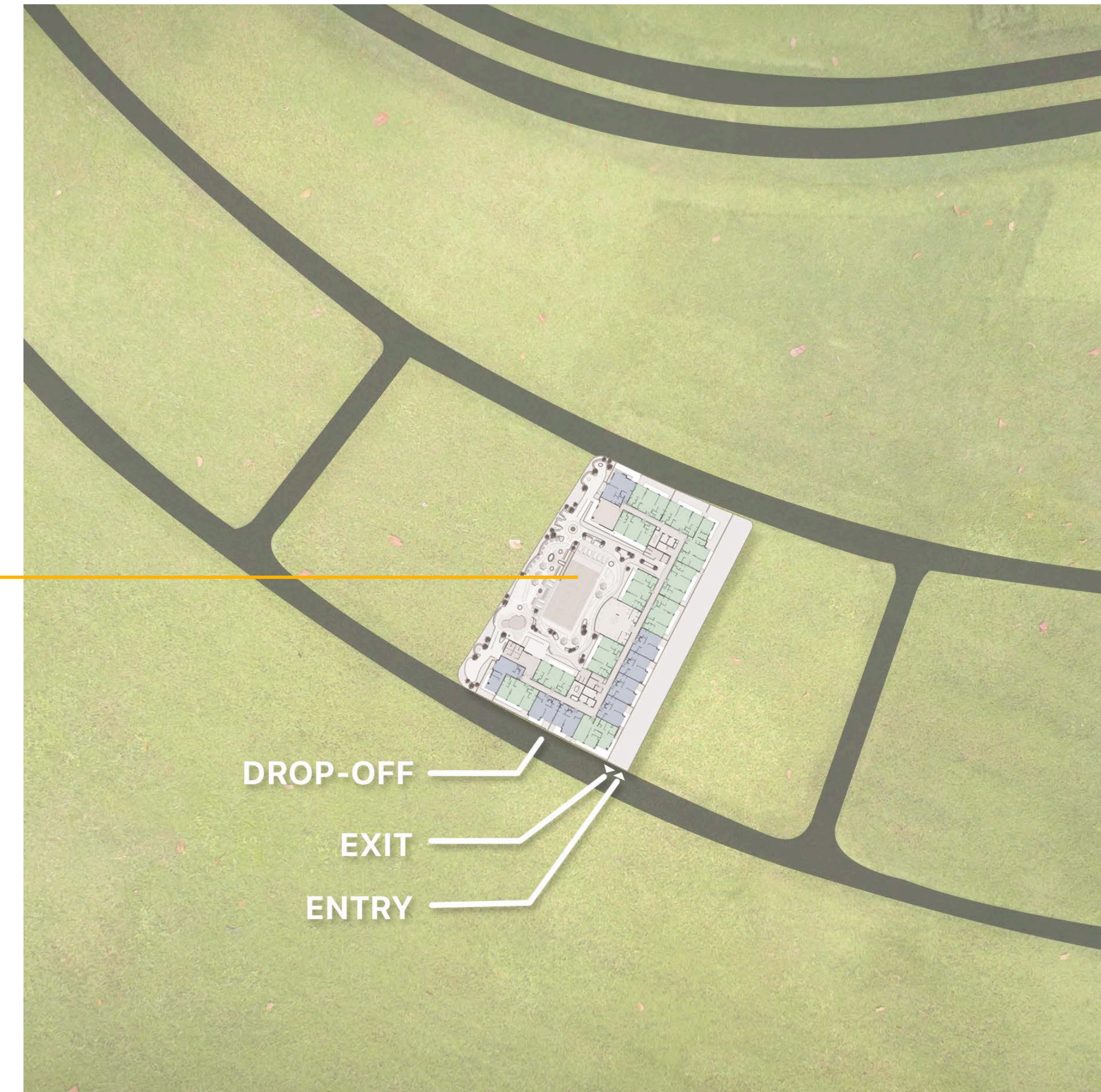


- 1 Energy Metro Station
- 2 Sheikh Zayed Road
- 3 Festival Plaza Mall / IKEA
- 4 Central Park
- 5 School
- 6 Corridor of Tolerance





## Plot Location





Facade



All images used are for illustrative purposes only and do not represent the actual size, features, specifications, fittings and furnishings. The developer reserves the right to make revisions, alterations, at its absolute discretion, without any liability whatsoever.



Aerial View







All images used are for illustrative purposes only and do not represent the actual size, features, specifications, fittings and furnishings. The developer reserves the right to make revisions / alterations at its absolute discretion, without any liability whatsoever.



# Project Details

Project Name	SOLA Residences
Developer	Sola Residences Real Estate Development LLC
Architect	Modular Design Engg Consultant
Location	Wasl Gate, Jebel Ali
Est. Completion Date	Nov 2027
Tower Height	G + 1P + 12 + R
Estimated Service Charges	14 AED / Sqft
White Goods	Cooking Hob, Refrigerator, Microwave & Washing Machine
Brand of White Goods	Teka or Equivalent
Elevators	Passenger x 4
	Service x 1
No of Parking	1 Parking - Studio, 1BR, 2BR
	2 Parking - 3BR
Unit Mix	
Type	Indicative Sizes
Studio	392 Sq.ft
1 Bedroom Plus	738 Sq.ft
2 Bedroom	1,025 Sq.ft
2 Bedroom Large	1,324 Sq.ft
3 Bedroom	1,727 Sq.ft

All images used are for illustrative purposes only and do not represent the actual size, features, specifications, fittings and furnishings. The developer reserves the right to make revisions / alterations, at its absolute discretion, without any liability whatsoever.





# Project Amenities



**Pool**  
2,400 Sq.ft  
1.2 M Depth (Deep End)  
Dimension : 22.3 M x 10M



**Kids Pool**  
270 Sq.ft



**Gym**  
1,192 Sq.ft



**Changing Room**  
Gym - Male  
Gym - Female  
  
Adult Pool - Male  
Adult Pool - Female  
  
Kids Pool - Boys  
Kids Pool - Girls



**Kids Play Area**  
374 Sq.ft  
0.5 M Depth (Deep End)



**Multipurpose Room**  
620 Sq.ft

All images used are for illustrative purposes only and do not represent the actual size, features, specifications, fittings and furnishings. The developer reserves the right to make revisions / alterations, at its absolute discretion, without any liability whatsoever.





Pool



All images used are for illustrative purposes only and do not represent the actual size, features, specifications, fittings and furnishings. The developer reserves the right to make revisions / alterations, at its absolute discretion, without any liability whatsoever.



Pool



All images used are for illustrative purposes only and do not represent the actual size, features, specifications, fittings and furnishings. The developer reserves the right to make revisions / alterations, at its absolute discretion, without any liability whatsoever.



Pool



All images used are for illustrative purposes only and do not represent the actual size, features, specifications, fittings and furnishings. The developer reserves the right to make revisions / alterations, at its absolute discretion, without any liability whatsoever.



Pool



All images used are for illustrative purposes only and do not represent the actual size, features, specifications, fittings and furnishings. The developer reserves the right to make revisions / alterations, at its absolute discretion, without any liability whatsoever.









All images used are for illustrative purposes only and do not represent the actual size, features, specifications, fittings and furnishings. The developer reserves the right to make revisions/alterations at its absolute discretion, without any liability whatsoever.



# Multipurpose Room













# Typical Floor Plan



# Buidling Structure



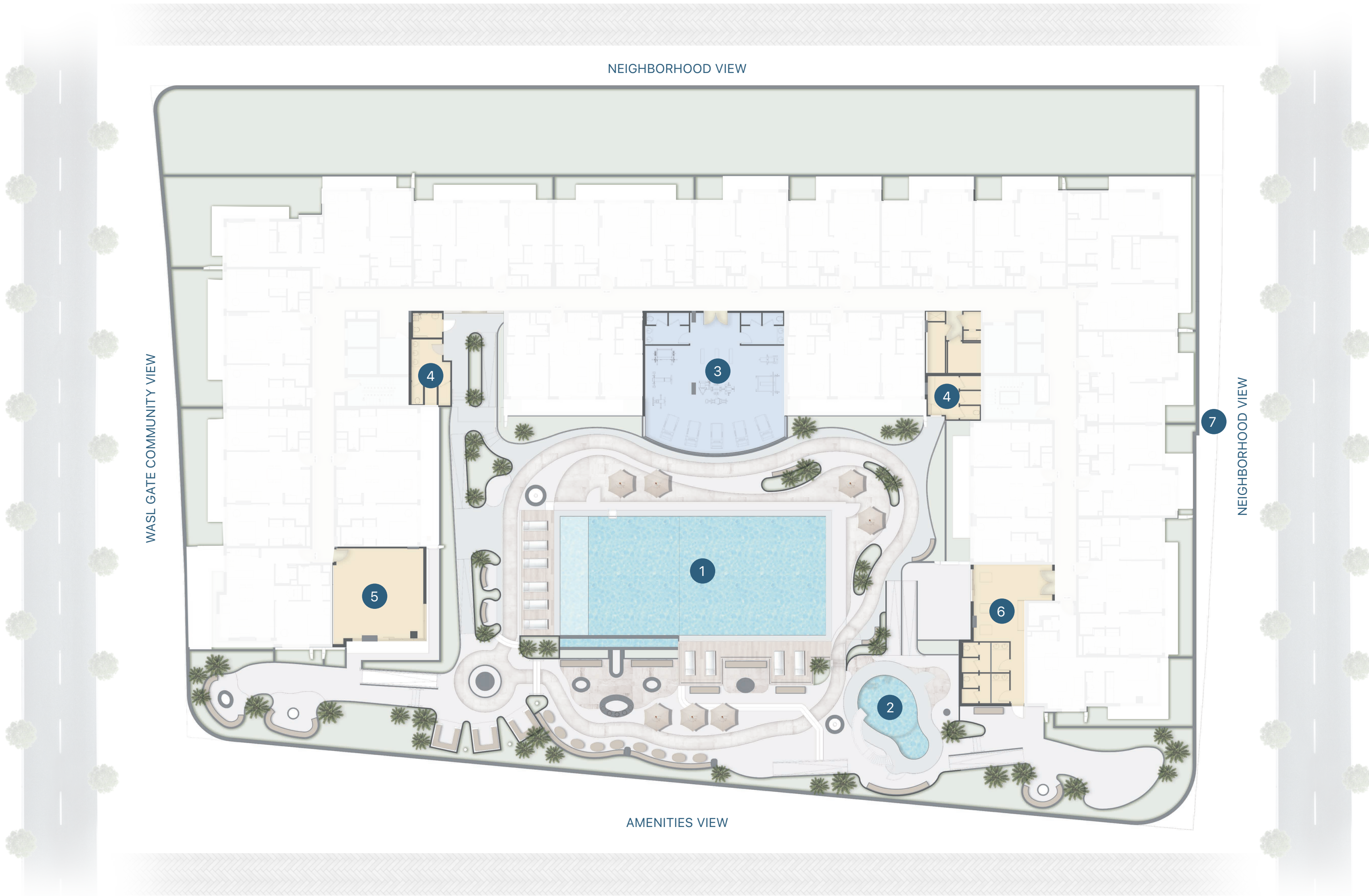
All images used are for illustrative purposes only and do not represent the actual size, features, specifications, fittings and furnishings. The developer reserves the right to make revisions / alterations, at its absolute discretion, without any liability whatsoever.



# Typical Floor Plan

## LEVEL - 1 AMENITIES

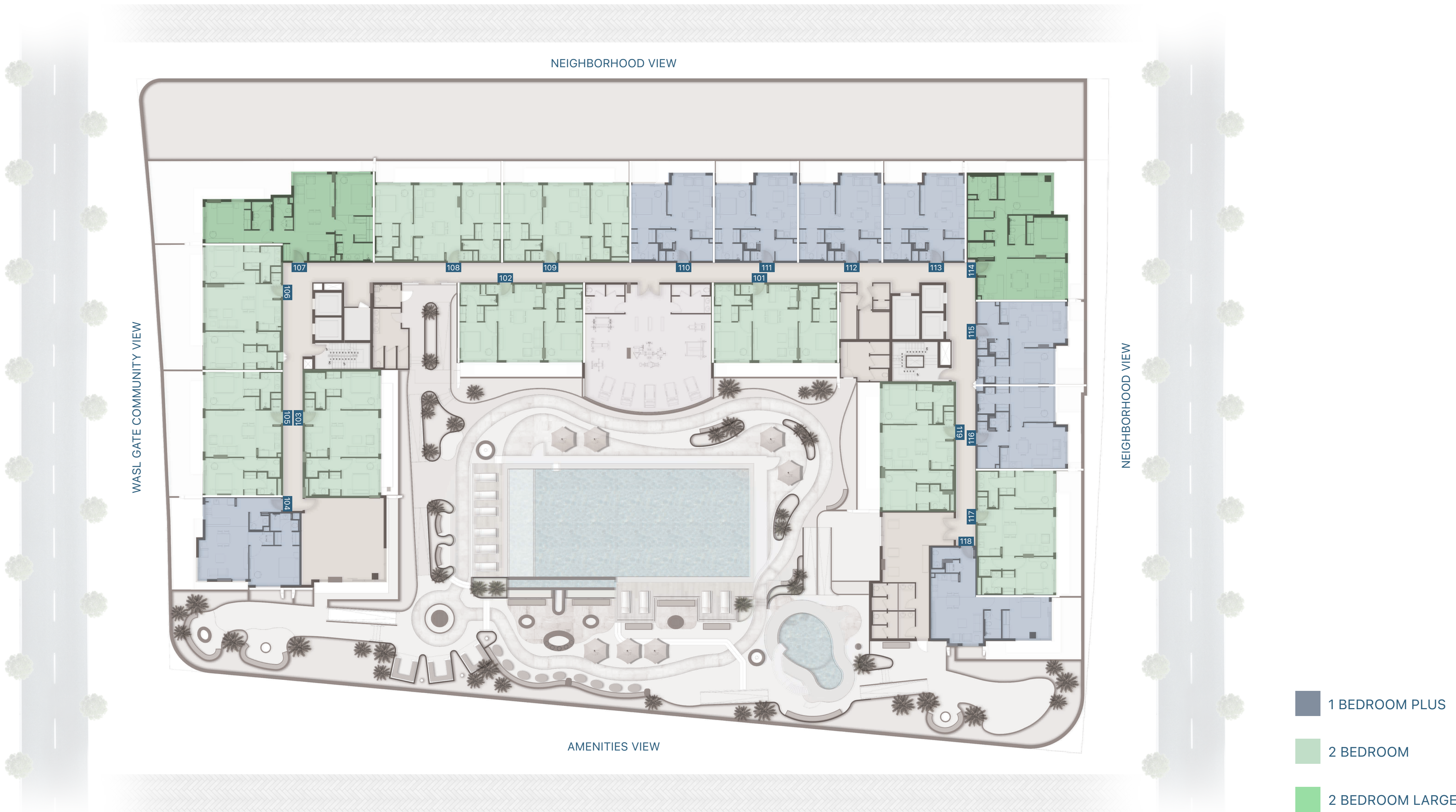
- 1. Adult Pool
- 2. Kids Pool
- 3. Gym
- 4. Changing Rooms
- 5. Multipurpose Room
- 6. Indoor Lounge
- 7. Lobby & Drop-Off





# Typical Floor Plan

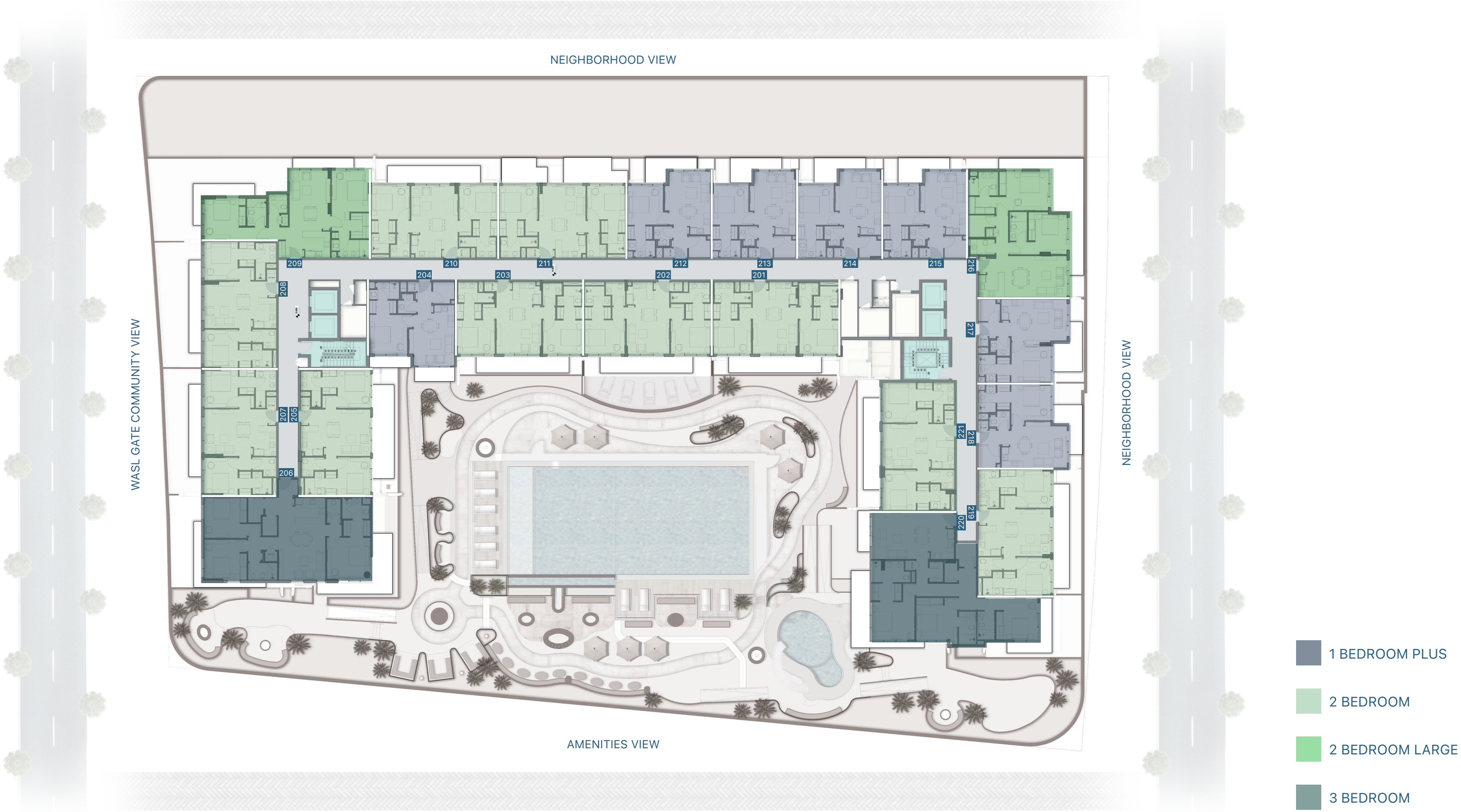
LEVEL - 1  
RESIDENTIAL





# Typical Floor Plan

## LEVEL - 2 RESIDENTIAL

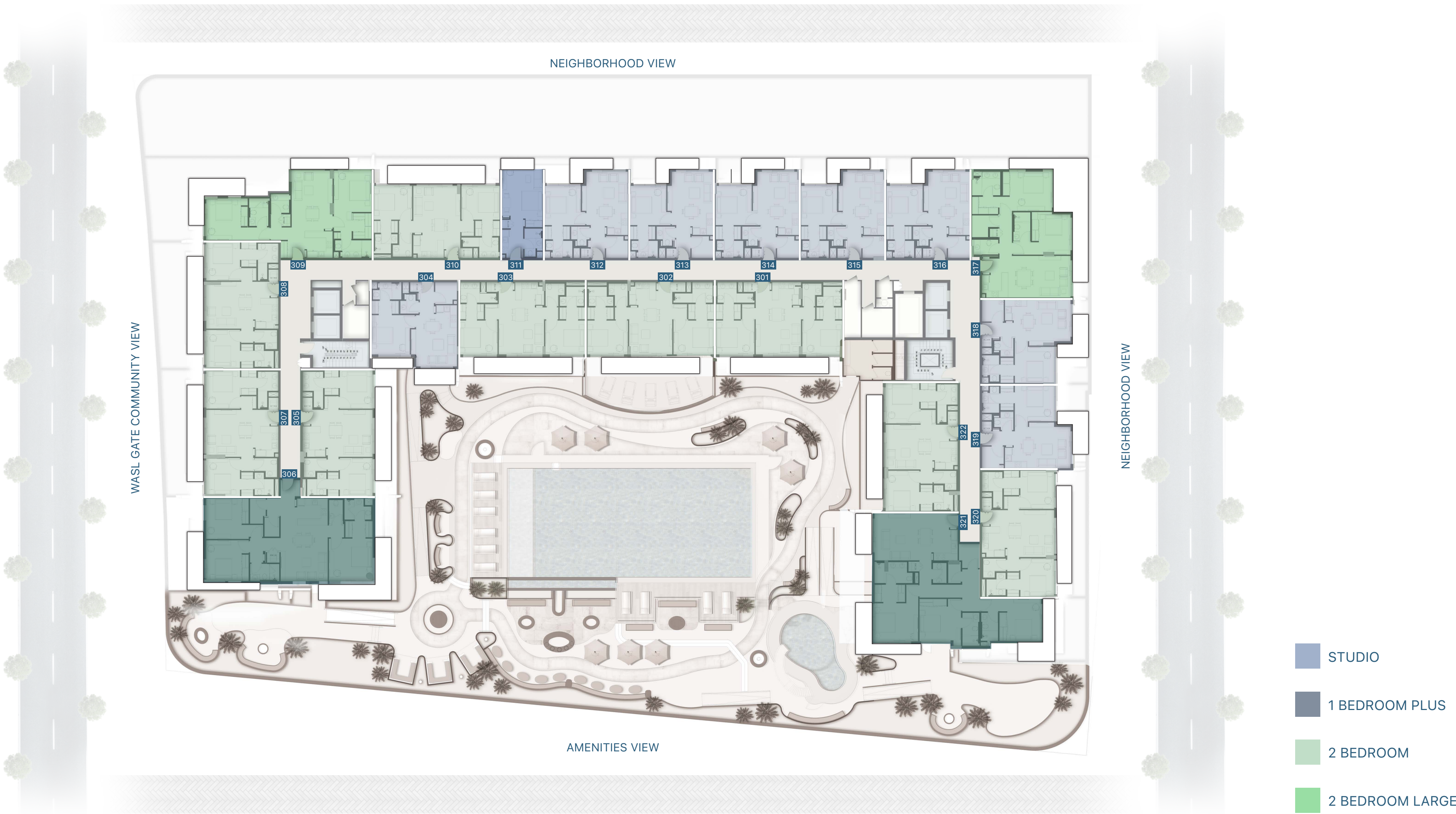


All images used are for illustrative purposes only and do not represent the actual size, features, specifications, fittings and furnishings. The developer reserves the right to make revisions / alterations, at its absolute discretion, without any liability whatsoever.



# Typical Floor Plan

LEVEL - 3 to 12  
RESIDENTIAL



All images used are for illustrative purposes only and do not represent the actual size, features, specifications, fittings and furnishings. The developer reserves the right to make revisions / alterations, at its absolute discretion, without any liability whatsoever.



# Unit Plans



# Unit Floor Plan

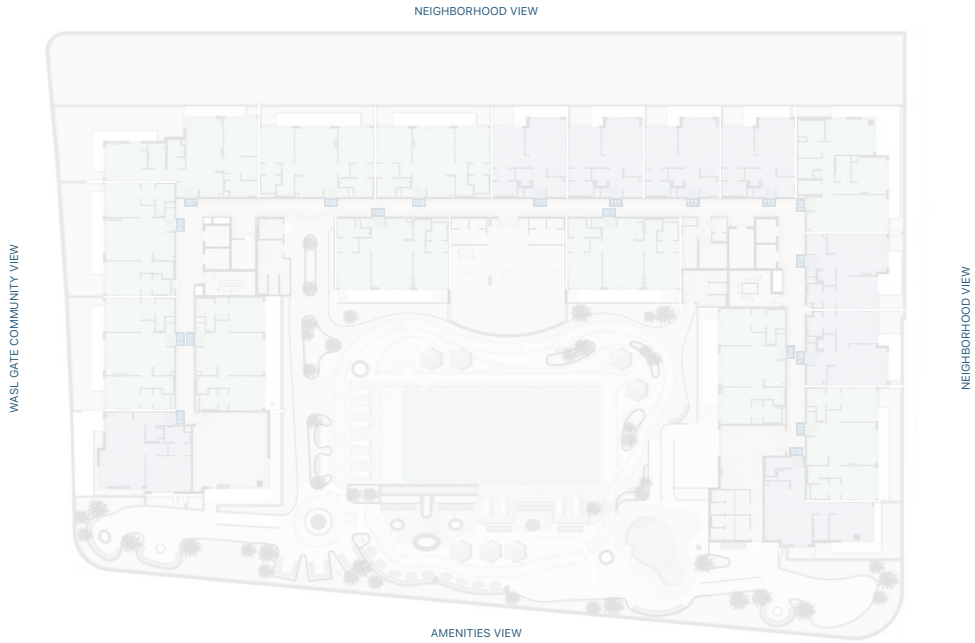
## STUDIO

SUITE AREA	362 SQ.FT
BALCONY AREA	30 SQ.FT
TOTAL AREA	392 SQ.FT

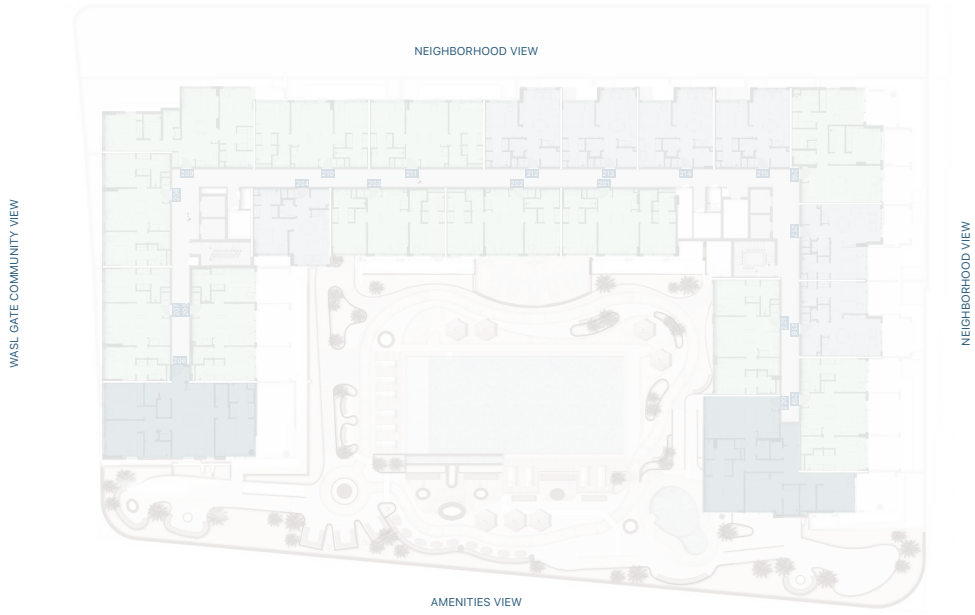
1. KITCHEN	2.6M X 1.95M
2. LIVING & BED	4.75M X 3.8M
3. BATHROOM	2.7M X 1.175M
4. LAUNDRY	0.8M X 0.8M

Balconies and entrance varies depending on the floor

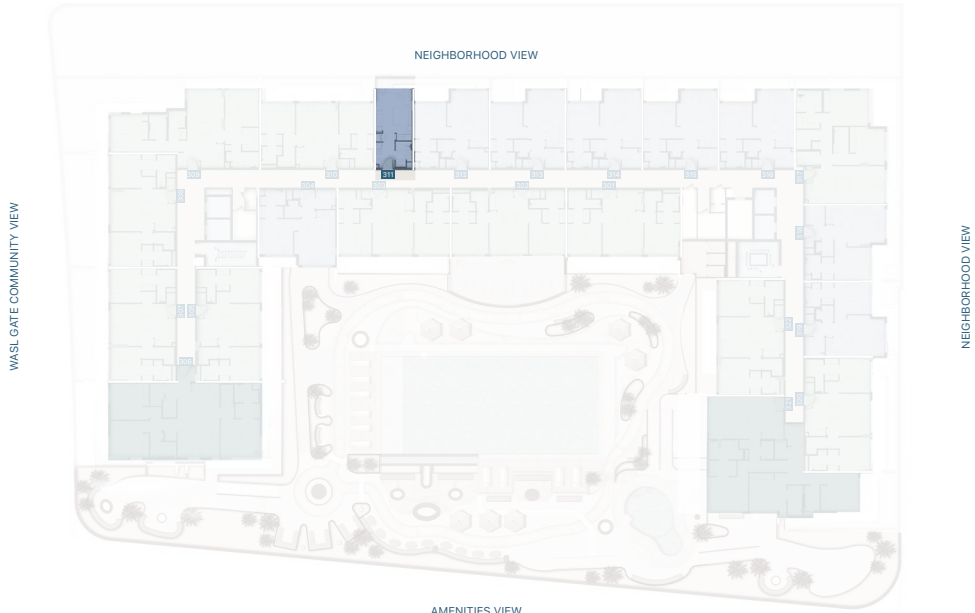
All images used are for illustrative purposes only and do not represent the actual size, features, specifications, fittings and furnishings. The developer reserves the right to make revisions / alterations, at its absolute discretion, without any liability whatsoever.



LEVEL 1



LEVEL 2



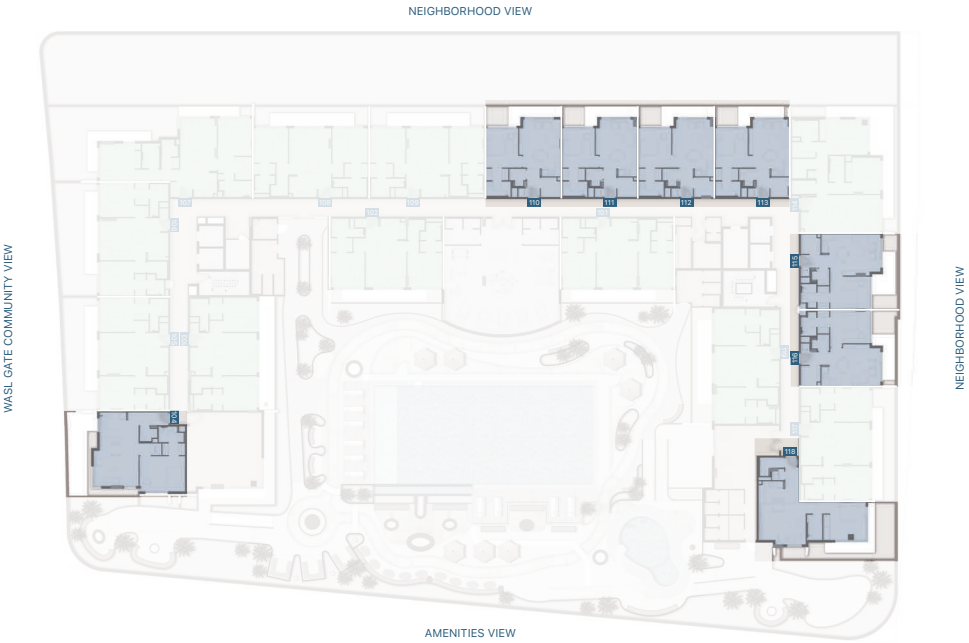
LEVEL 3 - 12



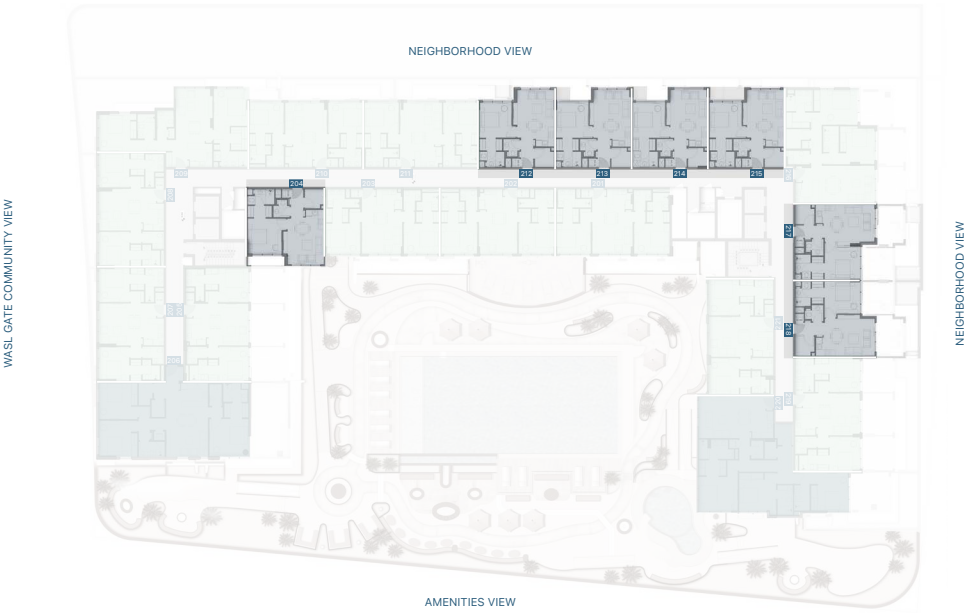
# Unit Floor Plan

## 1 BEDROOM PLUS

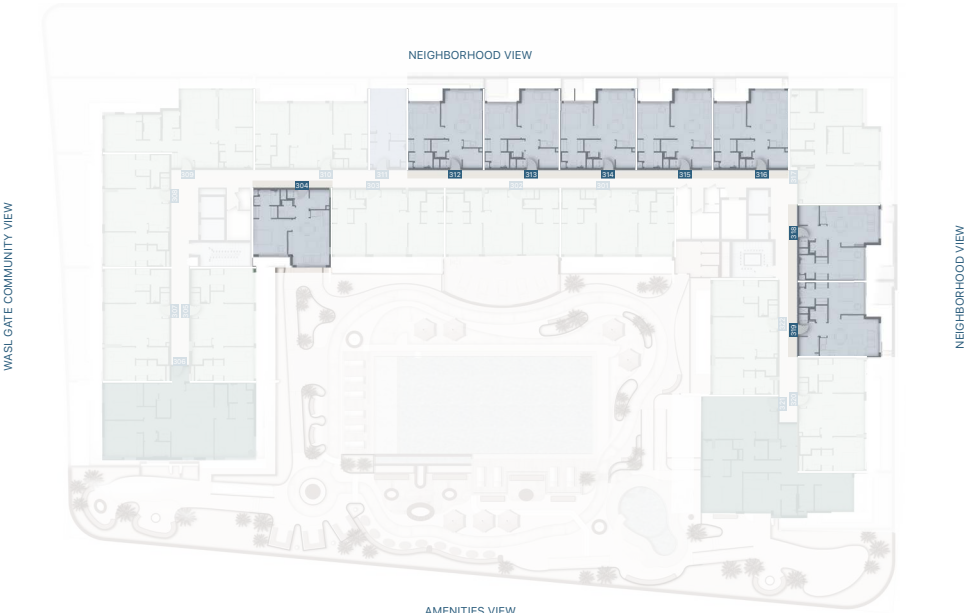
SUITE AREA	637 - 753 SQ.FT
BALCONY AREA	73 - 358 SQ.FT
TOTAL AREA	707 - 1,073 SQ.FT
1. ENTRANCE	1.3M X 2.9M
2. KITCHEN	1.9M X 2.0M
3. LIVING & DINING	4.2M X 4.0M
4. POWDER ROOM	1.7M X 1.9M
5. MASTER BEDROOM	3.3M X 4.0M
6. WALK IN CLOSET	2.3M X 1.2M
7. MASTER BATHROOM	2.55M X 1.6M
8. LAUNDRY	0.8M X 0.9M
9. STORAGE	2.0M X 2.0M



LEVEL 1



LEVEL 2



LEVEL 3 - 12

Balconies and entrance varies depending on the floor

All images used are for illustrative purposes only and do not represent the actual size, features, specifications, fittings and furnishings. The developer reserves the right to make revisions / alterations, at its absolute discretion, without any liability whatsoever.



# Unit Floor Plan

## 2 BEDROOM

SUITE AREA	854 - 1,054 SQ.FT
BALCONY AREA	113 - 840 SQ.FT
TOTAL AREA	977 - 1,871 SQ.FT

1. ENTRANCE	2.3M X 1.3M
2. KITCHEN	2.1M X 2.8M
3. LIVING & DINING	4.6M X 4.3M
4. POWDER ROOM	2.2M X 1.8M
5. BEDROOM 1	3.5M X 3.5M
6. WALK IN CLOSET	1.1M X 2.2M
7. BATHROOM	1.8M X 2.2M
8. BEDROOM 2	3.5M X 3.6M
9. WALK IN CLOSET	1.4M X 2.2M
10. BATHROOM	1.9M X 2.0M
11. LAUNDRY	0.6M X 0.7M

Balconies and entrance varies depending on the floor

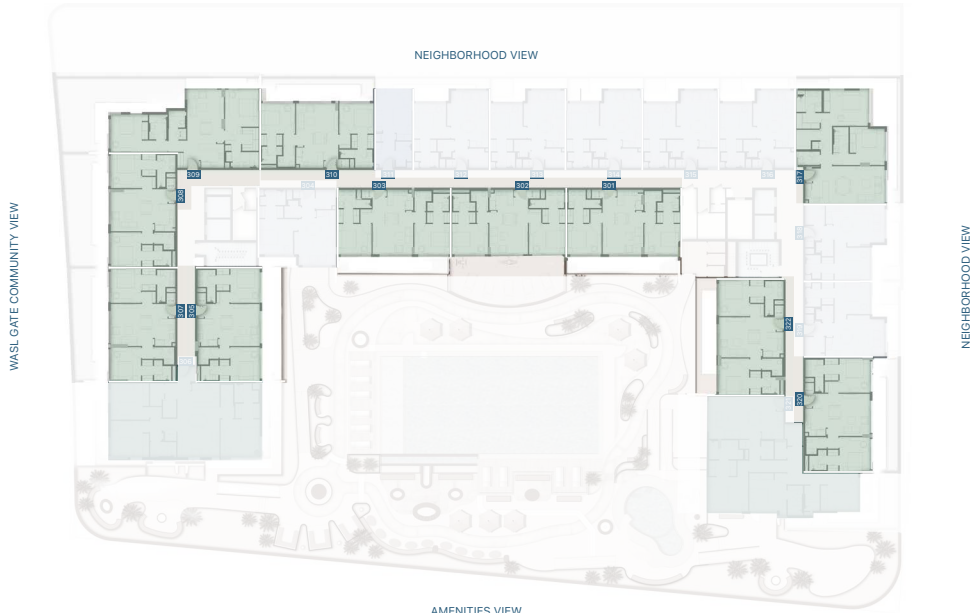
All images used are for illustrative purposes only and do not represent the actual size, features, specifications, fittings and furnishings. The developer reserves the right to make revisions / alterations, at its absolute discretion, without any liability whatsoever.



LEVEL 1



LEVEL 2



LEVEL 3 - 12





# Unit Floor Plan

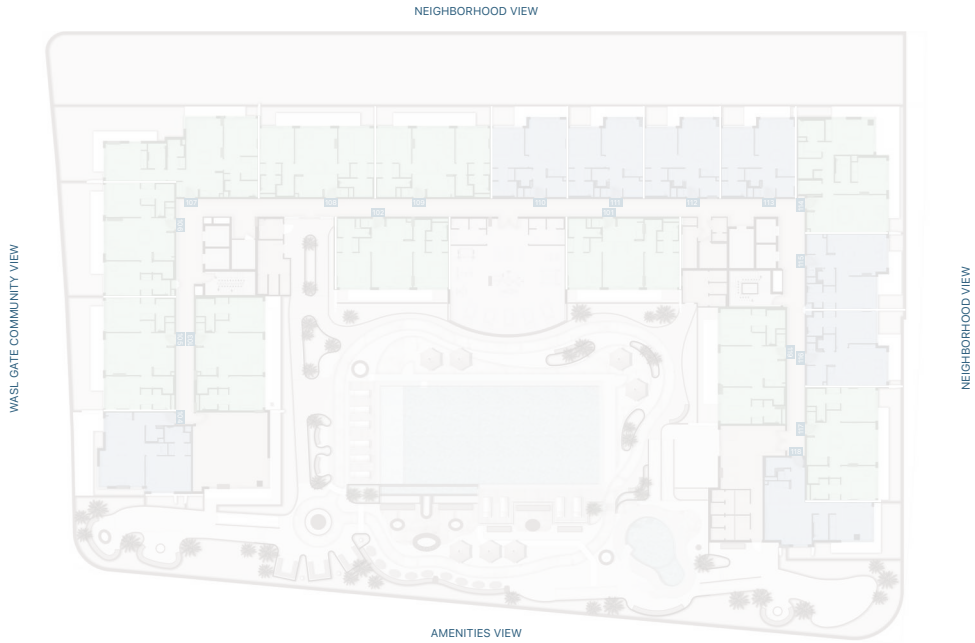
## 3 BEDROOM PLUS

SUITE AREA	1,355 - 1,443 SQ.FT
BALCONY AREA	276 - 420 SQ.FT
TOTAL AREA	1,631 - 1,863 SQ.FT

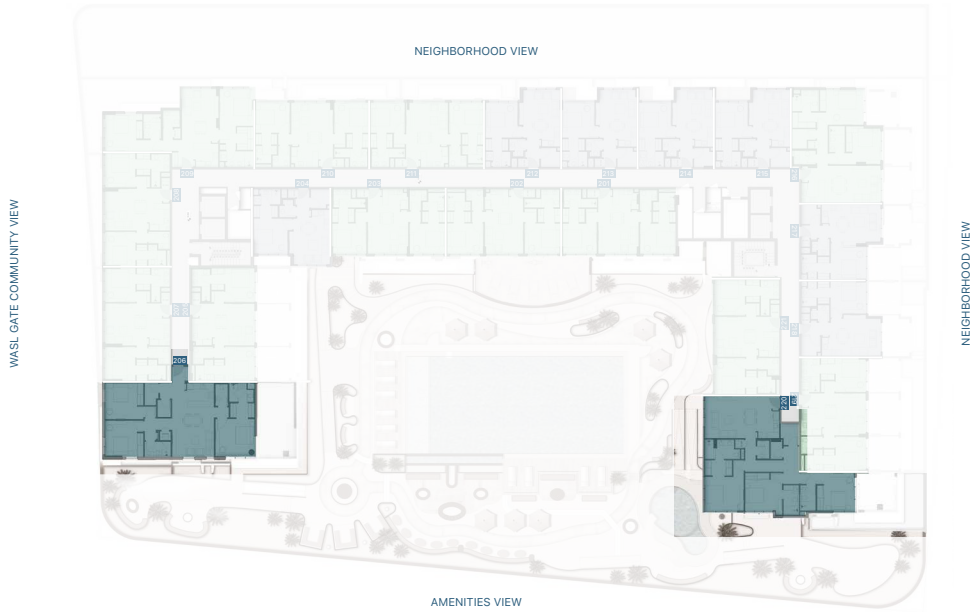
1. KITCHEN	2.8M X 2.2M
2. LIVING & DINING	4.3M X 5.2M
3. POWDER ROOM	2.0M X 1.3M
4. MASTER BEDROOM	3.47M X 4.0M
5. WALK IN CLOSET	1.6M X 2.8M
6. MASTER BATHROOM	2.0M X 3.6M
7. BEDROOM 1	3.8M X 3.8M
8. BATHROOM	3.0M X 1.6M
9. BEDROOM 2	3.8M X 3.8M
10. BATHROOM	2.6M X 1.6
11. LAUNDRY 1	0.9M X 0.9M
12. BATHROOM	2.0M X 1.2M
13. STORAGE	2.2M X 1.9M

Balconies and entrance varies depending on the floor

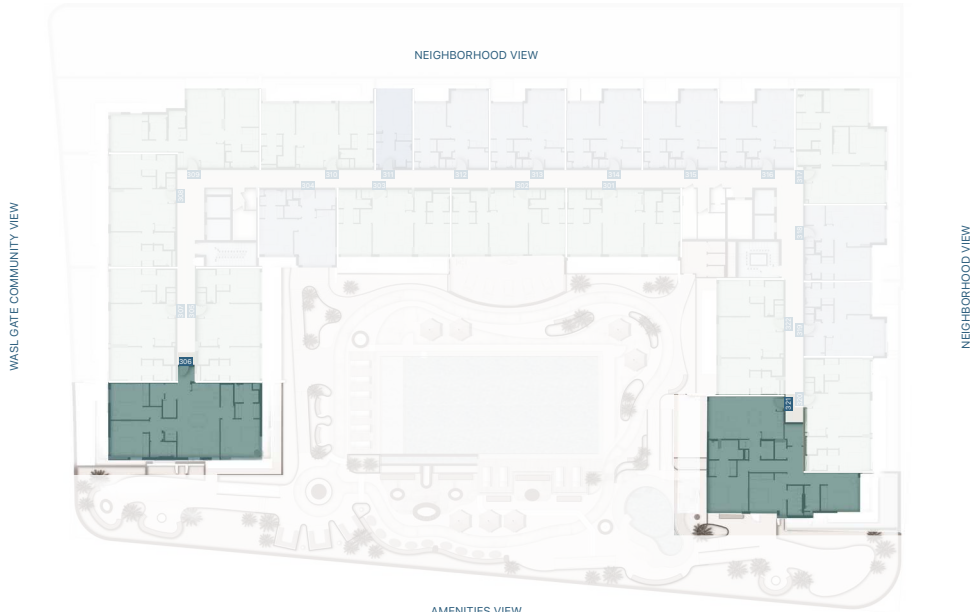
All images used are for illustrative purposes only and do not represent the actual size, features, specifications, fittings and furnishings. The developer reserves the right to make revisions / alterations, at its absolute discretion, without any liability whatsoever.



LEVEL 1



LEVEL 2



LEVEL 3 - 12





Living Room



All images used are for illustrative purposes only and do not represent the actual size, features, specifications, fittings and furnishings. The developer reserves the right to make revisions / alterations, at its absolute discretion, without any liability whatsoever.







Bedroom



All images used are for illustrative purposes only and do not represent the actual size, features, specifications, fittings and furnishings. The developer reserves the right to make revisions / alterations, at its absolute discretion, without any liability whatsoever.



Bathroom



All images used are for illustrative purposes only and do not represent the actual size, features, specifications, fittings and furnishings. The developer reserves the right to make revisions / alterations, at its absolute discretion, without any liability whatsoever.



Pre-Launch Customer Offer



# Starting Sizes and Prices

TYPE	STARTING SIZES	STARTING PRICES
1 Bedroom Plus	714 Sq.ft	1,120,888
2 Bedroom	977 Sq.ft	1,520,888
2 Bedroom Large	1,205 Sq.ft	1,690,888
3 Bedroom	1,631 Sq.ft	2,500,888



\*5% discount will be offered on the first 108 units with a 24% Downpayment.

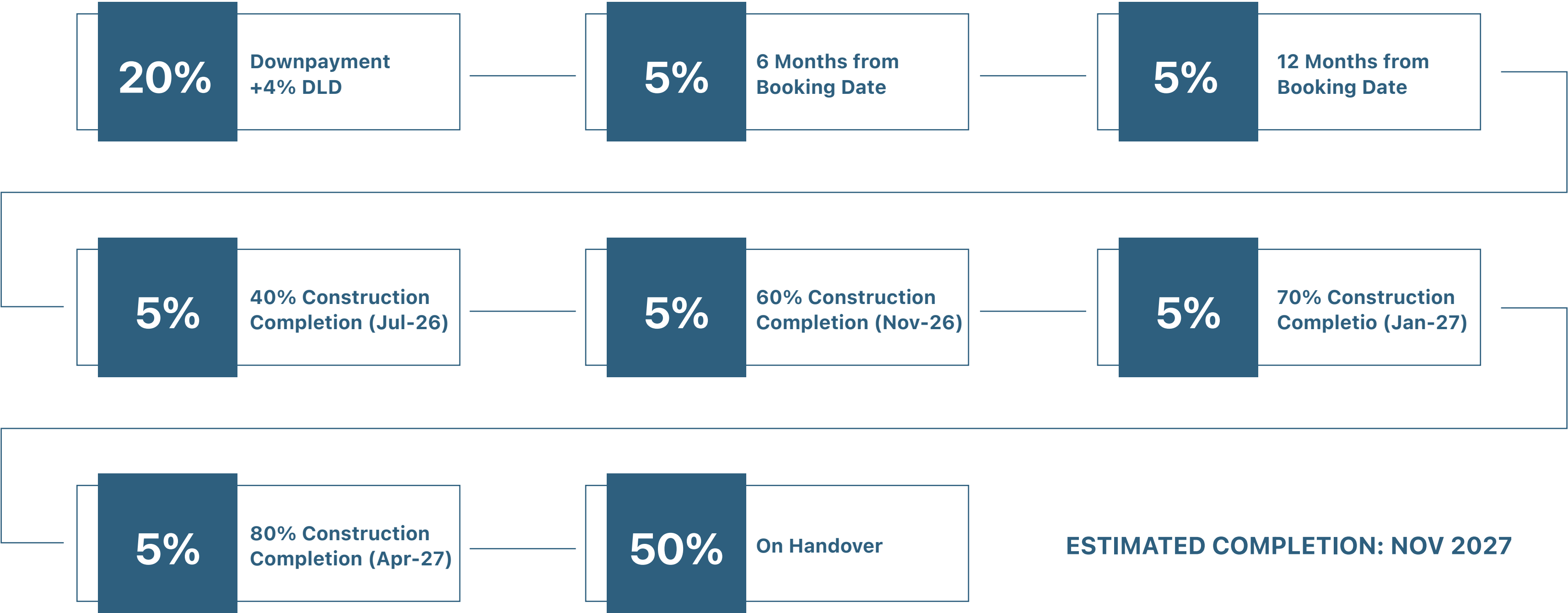
**ADP%	DISCOUNT %
30%	2.0%
50%	4.0%
100%	6.0%

FLOOR #	DISCOUNT %	MINIMUM UNITS
Full Floor	5.0%	22
Half Floor	3.0%	11
Bundle Offer	2.0%	3

\*Note: The above offer is valid for a limited time only. T&C Apply. \*\*Accelerated Downpayment



# PAYMENT PLAN 50 / 50 ON HANDOVER





# SOLA

R E S I D E N C E S

PRESENTED BY

**OCTA**

PROPERTIES

